

Quick Tips for Parent Canvas Access

What is Canvas?

Canvas is our district's Learning Management System designed to house online content for students, teachers and parents. Canvas is used by parents to view digital content and work being done inside the classroom. Canvas can also be used to extend learning beyond the school day.

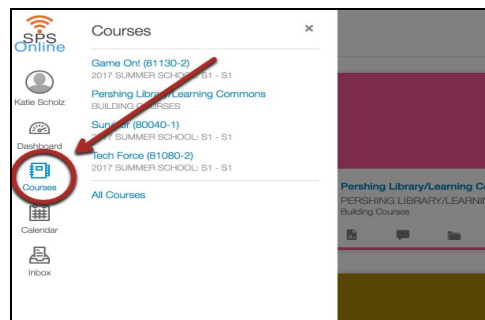
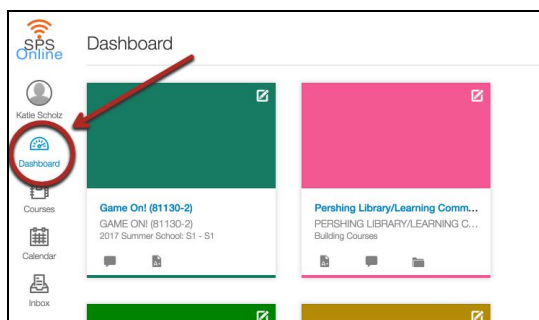
Getting On and Logging In

1. Go to <http://www.springfieldpublicschools.org>.
2. Choose Canvas in far-left column.
3. Enter login information obtained from your student's **building secretary**. This is the same log in you use for Home Access Center.



Accessing Classes

1. After logging in you can access your student's classes from the **Dashboard** or the **Courses** tab along the left-hand column.

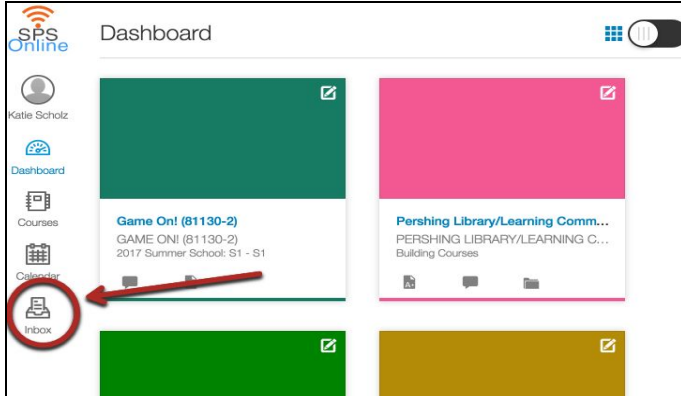


Personalizing Settings

1. Click on your name to edit your settings.
2. By clicking on Settings, you can update your preferred contact information.
3. By clicking on Notifications, you can change how often and for what you get notified.

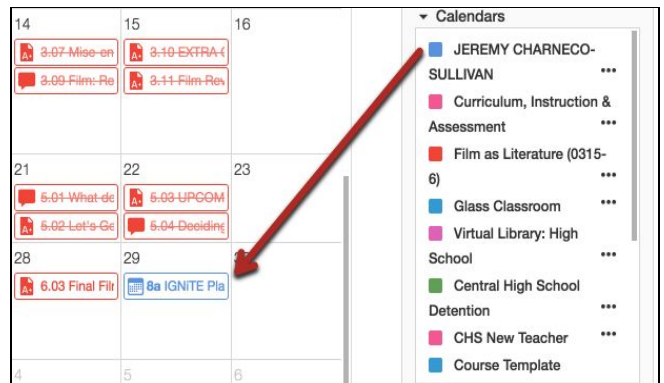
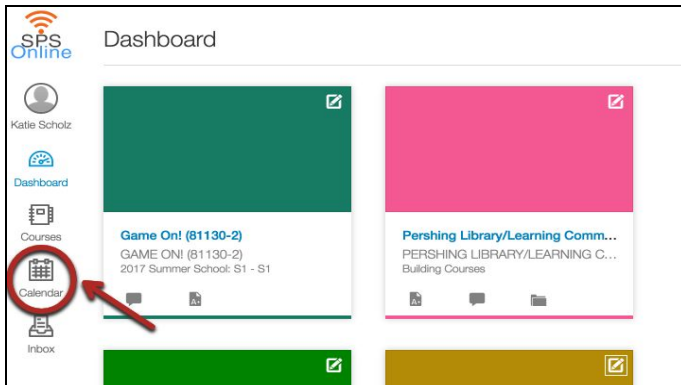
Keeping in Contact

1. Use the Inbox tab to access Conversations. In Conversations you can send, receive, and organize messages with your student's teacher/teachers.




Monitoring Daily Activities

1. Use the calendar to keep track of upcoming assignments and activities. Entries are color-coded by class.



Accessing Canvas When Mobile

1. Keep up with your student's courses while on the go by using the Canvas mobile app available on Android and Apple smartphones.



For additional help, please contact Blended Learning by emailing sponline@spsmail.org or calling 417-523-0417.